

ACI Racing Weekend Imola, 1-2 Giugno 2024

Italian F4 Championship - Results Collective Test 2C

Imola Circuit 4.909 m
1 / 2

No. Driver	Nat	Entrant	Team	Car	Class	Time	Gap	Rel.	Laps
1 6 YAMAKOSHI Hiyu	JPN	Van Amersfoort Racing	Van Amersfoort Racing	Tatuus F4-T421		1'45.439			19
2 31 BOHRA Akshay	USA	US Racing	US Racing	Tatuus F4-T421		1'45.842	0.403	0.403	21
3 10 FERREIRA Matheus	BRA	US Racing	US Racing	Tatuus F4-T421		1'45.947	0.508	0.105	21
4 36 JONSSON Gustav	SWE	Van Amersfoort Racing	Van Amersfoort Racing	Tatuus F4-T421		1'45.959	0.520	0.012	21
5 45 BEETON Jack	AUS	US Racing	US Racing	Tatuus F4-T421		1'46.281	0.842	0.322	23
6 71 REHM Maxim	DEU	US Racing	US Racing	Tatuus F4-T421	R	1'46.387	0.948	0.106	22
7 88 HODENIUS Lin	NLD	Van Amersfoort Racing	Van Amersfoort Racing	Tatuus F4-T421		1'46.388	0.949	0.001	20
8 12 PRADEL Gianmarco	AUS	US Racing	US Racing	Tatuus F4-T421		1'46.406	0.967	0.018	23
9 55 RODELLA Alvise	ITA	Van Amersfoort Racing	Van Amersfoort Racing	Tatuus F4-T421		1'46.583	1.144	0.177	19
10 8 KOSTIC Andrija	SRB	Van Amersfoort Racing	Van Amersfoort Racing	Tatuus F4-T421	R	1'46.676	1.237	0.093	22
11 19 ANURAG Kabir	SGP	US Racing	US Racing	Tatuus F4-T421	R	1'46.732	1.293	0.056	22
12 7 SAMMALISTO Luka	FIN	R-ACE GP	R-ACE GP	Tatuus F4-T421	R	1'47.023	1.584	0.291	23
13 77 YEY Enzo	CHN	R-ACE GP	R-ACE GP	Tatuus F4-T421	R	1'47.138	1.699	0.115	20

Humidity:	42%	AIR	27°C
Condition:	DRY	Track	42°C

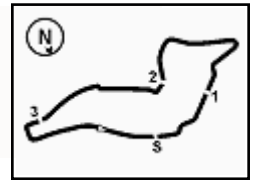
Clerk of the Course : Massimiliano Ghinassi

Race Director : Alessandro Ferrari

30/05/2024 Start End
14:55 15:48

Powered by FICr PERUGIA TIMING





ACI Racing Weekend Imola, 1-2 Giugno 2024

Italian F4 Championship - Results Collective Test 2C

Imola Circuit 4.909 m
2 / 2

Penalty and Infringement

15.11 55 A. RODELLA Time Deleted (1'47.391) - Exceeded Track Limits - Turn 14

Fastest Laps Sequence

No.	Entrant	Nat	Team	Car	Local Time	Time	Gap	Avg
77	E. YEH	CHN	R-ACE GP	Tatuus F4-T421	15:00'34.094	1'51.564		158,406
88	L. HODENIUS	NLD	Van Amersfoort Racing	Tatuus F4-T421	15:01'33.923	1'48.318	-3.246	163,153
31	A. BOHRA	USA	US Racing	Tatuus F4-T421	15:03'02.749	1'47.121	-1.197	164,976
6	H. YAMAKOSHI	JPN	Van Amersfoort Racing	Tatuus F4-T421	15:03'09.241	1'47.093	-0.028	165,019
31	A. BOHRA	USA	US Racing	Tatuus F4-T421	15:04'49.521	1'46.772	-0.321	165,515
31	A. BOHRA	USA	US Racing	Tatuus F4-T421	15:06'36.093	1'46.572	-0.200	165,826
6	H. YAMAKOSHI	JPN	Van Amersfoort Racing	Tatuus F4-T421	15:06'42.277	1'46.165	-0.407	166,462
6	H. YAMAKOSHI	JPN	Van Amersfoort Racing	Tatuus F4-T421	15:19'08.113	1'46.054	-0.111	166,636
6	H. YAMAKOSHI	JPN	Van Amersfoort Racing	Tatuus F4-T421	15:38'39.470	1'45.626	-0.428	167,311
6	H. YAMAKOSHI	JPN	Van Amersfoort Racing	Tatuus F4-T421	15:40'24.909	1'45.439	-0.187	167,608

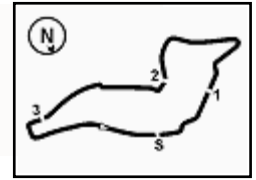
Clerk of the Course : Massimiliano Ghinassi

Race Director : Alessandro Ferrari

30/05/2024 Start 14:55 End 15:48

Powered by FICr PERUGIA TIMING





Imola Circuit 4.909 m

ACI Racing Weekend Imola, 1-2 Giugno 2024

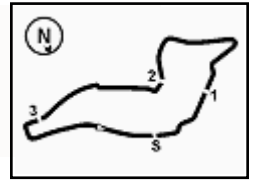
Italian F4 Championship - Best Sectors & Speed Collective Test 2C

BEST LAP		
1	6 YAMAKOSHI Hiyu	Tatuus F4-T421 1'45.439
2	31 BOHRA Akshay	Tatuus F4-T421 1'45.842
3	10 FERREIRA Matheus	Tatuus F4-T421 1'45.947
4	36 JONSSON Gustav	Tatuus F4-T421 1'45.959
5	45 BEETON Jack	Tatuus F4-T421 1'46.281
6	71 REHM Maxim	Tatuus F4-T421 1'46.387
7	88 HODENIUS Lin	Tatuus F4-T421 1'46.388
8	12 PRADEL Gianmarco	Tatuus F4-T421 1'46.406
9	55 RODELLA Alvise	Tatuus F4-T421 1'46.583
10	8 KOSTIC Andrija	Tatuus F4-T421 1'46.676
11	19 ANURAG Kabir	Tatuus F4-T421 1'46.732
12	7 SAMMALISTO Luka	Tatuus F4-T421 1'47.023
13	77 YEH Enzo	Tatuus F4-T421 1'47.138

SPEED		
1	71 REHM Maxim	Tatuus F4-T421 231,8
2	7 SAMMALISTO Luka	Tatuus F4-T421 231,8
3	12 PRADEL Gianmarco	Tatuus F4-T421 230,8
4	8 KOSTIC Andrija	Tatuus F4-T421 230,3
5	6 YAMAKOSHI Hiyu	Tatuus F4-T421 230,3
6	88 HODENIUS Lin	Tatuus F4-T421 229,8
7	36 JONSSON Gustav	Tatuus F4-T421 229,3
8	45 BEETON Jack	Tatuus F4-T421 228,8
9	77 YEH Enzo	Tatuus F4-T421 228,3
10	55 RODELLA Alvise	Tatuus F4-T421 228,3
11	31 BOHRA Akshay	Tatuus F4-T421 228,3
12	10 FERREIRA Matheus	Tatuus F4-T421 227,8
13	19 ANURAG Kabir	Tatuus F4-T421 226,9

SEG. 1		SEG. 2		SEG. 3		SEG. 4	
1	6 YAMAKOSHI Hiyu 22.745	1	6 YAMAKOSHI Hiyu 33.798	1	6 YAMAKOSHI Hiyu 29.802	1	45 BEETON Jack 19.005
2	31 BOHRA Akshay 22.810	2	10 FERREIRA Matheus 33.840	2	36 JONSSON Gustav 29.896	2	88 HODENIUS Lin 19.018
3	45 BEETON Jack 22.829	3	31 BOHRA Akshay 33.925	3	31 BOHRA Akshay 29.929	3	6 YAMAKOSHI Hiyu 19.022
4	88 HODENIUS Lin 22.852	4	36 JONSSON Gustav 33.986	4	10 FERREIRA Matheus 29.983	4	10 FERREIRA Matheus 19.028
5	71 REHM Maxim 22.854	5	19 ANURAG Kabir 34.014	5	71 REHM Maxim 30.009	5	8 KOSTIC Andrija 19.035
6	36 JONSSON Gustav 22.872	6	12 PRADEL Gianmarco 34.072	6	45 BEETON Jack 30.062	6	36 JONSSON Gustav 19.061
7	55 RODELLA Alvise 22.879	7	71 REHM Maxim 34.114	7	12 PRADEL Gianmarco 30.063	7	31 BOHRA Akshay 19.067
8	10 FERREIRA Matheus 22.928	8	45 BEETON Jack 34.117	8	8 KOSTIC Andrija 30.065	8	71 REHM Maxim 19.074
9	8 KOSTIC Andrija 22.949	9	7 SAMMALISTO Luka 34.155	9	88 HODENIUS Lin 30.138	9	55 RODELLA Alvise 19.098
10	19 ANURAG Kabir 22.973	10	55 RODELLA Alvise 34.189	10	55 RODELLA Alvise 30.178	10	19 ANURAG Kabir 19.111
11	12 PRADEL Gianmarco 23.003	11	88 HODENIUS Lin 34.233	11	77 YEH Enzo 30.200	11	12 PRADEL Gianmarco 19.132
12	7 SAMMALISTO Luka 23.053	12	8 KOSTIC Andrija 34.283	12	19 ANURAG Kabir 30.285	12	7 SAMMALISTO Luka 19.142
13	77 YEH Enzo 23.087	13	77 YEH Enzo 34.416	13	7 SAMMALISTO Luka 30.349	13	77 YEH Enzo 19.294





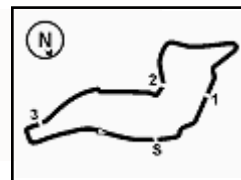
ACI Racing Weekend Imola, 1-2 Giugno 2024

Italian F4 Championship - Ideal Time Collective Test 2C

Imola Circuit 4.909 m

No.	Driver	Car	Seg. 1	Seg. 2	Seg. 3	Seg. 4	Ideal Time		
			Diff. 1	Diff. 2	Diff. 3	Diff. 4	Best Lap	Pos.	Diff.
1	6 YAMAKOSHI H. (JPN)	Tatuus F4-T421	22.745 +0.006	33.798 +0.056	29.802	19.022 +0.010	1'45.367 1'45.439	1	0.072
2	31 BOHRA A. (USA)	Tatuus F4-T421	22.810 +0.111	33.925	29.929	19.067	1'45.731 1'45.842	2	0.111
3	10 FERREIRA M. (BRA)	Tatuus F4-T421	22.928	33.840	29.983 +0.168	19.028	1'45.779 1'45.947	3	0.168
4	36 JONSSON G. (SWE)	Tatuus F4-T421	22.872 +0.047	33.986	29.896 +0.033	19.061 +0.064	1'45.815 1'45.959	4	0.144
5	45 BEETON J. (AUS)	Tatuus F4-T421	22.829 +0.153	34.117 +0.115	30.062	19.005	1'46.013 1'46.281	5	0.268
6	71 REHM M. (DEU)	Tatuus F4-T421	22.854 +0.086	34.114	30.009 +0.159	19.074 +0.091	1'46.051 1'46.387	6	0.336
7	88 HODENIUS L. (NLD)	Tatuus F4-T421	22.852 +0.045	34.233 +0.091	30.138	19.018 +0.011	1'46.241 1'46.388	7	0.147
8	12 PRADEL G. (AUS)	Tatuus F4-T421	23.003	34.072	30.063 +0.044	19.132 +0.092	1'46.270 1'46.406	8	0.136
9	8 KOSTIC A. (SRB)	Tatuus F4-T421	22.949 +0.156	34.283 +0.037	30.065 +0.151	19.035	1'46.332 1'46.676	10	0.344
10	55 RODELLA A. (ITA)	Tatuus F4-T421	22.879 +0.168	34.189 +0.061	30.178 +0.010	19.098	1'46.344 1'46.583	9	0.239
11	19 ANURAG K. (SGP)	Tatuus F4-T421	22.973 +0.083	34.014 +0.211	30.285 +0.006	19.111 +0.049	1'46.383 1'46.732	11	0.349
12	7 SAMMALISTO L. (FIN)	Tatuus F4-T421	23.053 +0.019	34.155 +0.246	30.349	19.142 +0.059	1'46.699 1'47.023	12	0.324
13	77 YE H. (CHN)	Tatuus F4-T421	23.087 +0.094	34.416 +0.030	30.200	19.294 +0.017	1'46.997 1'47.138	13	0.141
Overall Ideal Time			22.745	33.798	29.802	19.005	1'45.350		





Imola Circuit 4.909 m

ACI Racing Weekend Imola, 1-2 Giugno 2024

Italian F4 Championship - Chronological Analysis Collective Test 2C

2 / 3

22	23.012	34.308	30.063	19.270	1'46.653	226,9	15:41'54.213	5	23.033	34.416	30.431	19.194	1'47.074	229,3	15:05'00.909
23	23.020	34.148	30.166	19.156	1'46.490	228,8	15:43'40.703	6	22.985	34.368	30.440	19.145	1'46.938	229,3	15:06'47.847
24	23.003	34.072	30.107	19.224	1'46.406	225,9	15:45'27.109	7	23.069	34.322	30.319	19.250	1'46.960	228,3	15:08'34.807

19 K. ANURAG (1'46.732)

Lap	Seg.1	Seg.2	Seg.3	Seg.4	Lap Time	km/h	Local Time
1							
2	41.852	36.903	32.407	39.434	2'30.596P	143,0	14:59'10.891
3	1'08.189	35.049	31.498	19.274	2'34.010P	165,4	15:01'44.901
4	23.407	34.802	30.627	20.008	1'48.844	223,6	15:03'33.745
5	23.214	34.582	30.521	19.208	1'47.525	226,9	15:05'21.270
6	23.091	34.632	30.591	19.318	1'47.632	226,9	15:07'08.902
7	23.144	34.648	30.613	19.288	1'47.693	225,5	15:08'56.595
8	23.101	34.666	30.596	19.150	1'47.513	226,4	15:10'44.108
9	23.101	34.671	30.477	19.174	1'47.423	225,5	15:12'31.531
10	23.145	34.460	30.615	19.216	1'47.436	225,5	15:14'18.967
11	23.216	34.339	30.509	19.248	1'47.312	224,5	15:16'06.279
12	23.233	34.571	30.495	19.218	1'47.517	225,0	15:17'53.796
13	23.200	34.551	30.829	19.416	1'47.996	225,0	15:19'41.792
14	23.360	34.525	30.526	19.337	1'47.748	224,5	15:21'29.540
15	23.352	34.454	30.472	19.322	1'47.600	223,6	15:23'17.140
16	23.290	34.485	30.641	5'48.641	7'17.057P	224,1	15:30'34.197
17	41.764	37.102	31.887	19.849	2'10.602P	158,4	15:32'44.799
18	24.165	36.270	31.703	19.462	1'51.600	220,0	15:34'36.399
19	23.296	34.350	30.467	19.345	1'47.458	223,6	15:36'23.857
20	23.129	34.241	30.321	19.836	1'47.527	225,5	15:38'11.384
21	23.056	34.225	30.291	19.160	1'46.732	225,5	15:39'58.116
22	23.153	34.230	40.457	19.547	1'57.387	225,5	15:41'55.503
23	23.013	34.360	30.285	19.111	1'46.769	226,4	15:43'42.272
24	22.973	34.014	30.380			226,4	

45 J. BEETON (1'46.281)

Lap	Seg.1	Seg.2	Seg.3	Seg.4	Lap Time	km/h	Local Time
1							
2	41.937	36.395	31.793	41.094	2'31.219P	165,1	14:58'40.938
3	58.370	35.056	30.607	19.369	2'23.402P	166,9	15:01'04.340
4	23.381	34.655	30.937	19.383	1'48.356	224,5	15:02'52.696
5	23.197	35.138	30.505	19.282	1'48.122	226,9	15:04'40.818
6	23.284	34.656	30.251	19.313	1'47.504	227,8	15:06'28.322
7	23.229	34.749	30.300	19.289	1'47.567	226,4	15:08'15.889
8	23.102	34.812	30.366	19.251	1'47.531	227,8	15:10'03.420
9	23.174	34.610	30.373	19.164	1'47.321	228,3	15:11'50.741
10	23.237	34.571	30.345	19.230	1'47.383	227,4	15:13'38.124
11	23.173	34.552	30.251	19.236	1'47.212	226,4	15:15'25.336
12	23.091	34.429	30.394	19.187	1'47.101	226,9	15:17'12.437
13	23.099	34.553	30.351	19.288	1'47.291	226,4	15:18'59.728
14	23.152	34.451	30.430	19.176	1'47.209	225,9	15:20'46.937
15	23.120	34.485	30.414	19.831	1'47.850	226,9	15:22'34.787
16	23.126	34.654	30.152	5'47.787	7'15.719P	226,4	15:29'50.506
17	41.425	35.669	30.949	19.282	2'07.325P	167,4	15:31'57.831
18	23.418	34.784	30.499	19.250	1'47.951	222,7	15:33'45.782
19	23.028	34.239	30.094	19.113	1'46.474	226,9	15:35'32.256
20	22.976	34.287	30.138	19.157	1'46.558	227,4	15:37'18.814
21	22.934	34.426	30.111	19.210	1'46.681	227,4	15:39'05.495
22	25.698	37.578	31.224	19.384	1'53.884	196,0	15:40'59.379
23	22.982	34.232	30.062	19.005	1'46.281	228,8	15:42'45.660
24	22.829	34.117	30.437	2'22.483	3'49.866P	228,8	15:46'35.526

55 A. RODELLA (1'46.583)

Lap	Seg.1	Seg.2	Seg.3	Seg.4	Lap Time	km/h	Local Time
1							
2	1'10.764	40.388	36.522	21.211	2'48.885P	164,4	15:00'16.102
3	25.912	36.428	33.977	20.132	1'56.449	182,4	15:02'12.551
4	23.509	34.937	31.020	19.539	1'49.005	224,5	15:04'01.556
5	23.265	34.650	30.355	19.391	1'47.661	226,4	15:05'49.217
6	23.086	34.591	30.548	19.252	1'47.477	226,4	15:07'36.694
7	23.155	34.613	30.444	19.179	1'47.391C	226,9	15:09'24.085
8	41.345	39.001	32.626	40.572	2'33.544P	228,3	15:11'57.629
9	3'17.539	36.368	31.580	19.460	4'44.947P	166,9	15:16'42.576
10	23.413	34.480	30.336	19.148	1'47.377	224,5	15:18'29.953
11	23.203	34.360	30.421	19.404	1'47.388	225,5	15:20'17.341
12	23.112	34.436	44.445	39.400	2'21.393P	225,9	15:22'38.734
13	7'21.012	41.031	34.492	20.890	8'57.425P	136,4	15:31'36.159
14	25.429	36.445	31.752	19.796	1'53.422	191,5	15:33'29.581

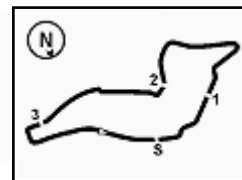
36 G. JONSSON (1'45.959)

Lap	Seg.1	Seg.2	Seg.3	Seg.4	Lap Time	km/h	Local Time
1							
2	1'37.497	40.930	32.174	20.629	3'11.230P	160,7	14:59'32.915
3	24.164	37.939	31.781	19.579	1'53.463	204,5	15:01'26.378
4	23.267	34.451	30.451	19.288	1'47.457	225,9	15:03'13.835

30/05/2024

P = Pits In/Out - C = Lap Time Cancelled





Imola Circuit 4.909 m

3 / 3

15	23.479	35.359	31.076	19.367	1'49.281	225,5	15:35'18.862	3	23.483	34.958	30.594	19.018	1'48.318	224,5	15:01'33.923
16	23.122	34.421	30.335	19.338	1'47.216	225,9	15:37'06.078	4	23.137	34.974	30.706	19.235	1'48.052	226,9	15:03'21.975
17	23.028	34.260	30.393	26.340	1'54.021	226,9	15:39'00.099	5	23.156	34.610	30.555	19.158	1'47.479	228,8	15:05'09.454
18	27.966	36.543	33.619	19.369	1'57.497	168,8	15:40'57.596	6	23.036	34.551	30.463	19.248	1'47.298	228,8	15:06'56.752
19	23.047	34.250	30.188	19.098	1'46.583	226,4	15:42'44.179	7	22.977	34.467	30.696	19.255	1'47.395	228,3	15:08'44.147
20	22.946	34.214	30.178	19.259	1'46.597	226,4	15:44'30.776	8	23.024	34.505	31.187	19.145	1'47.861	229,3	15:10'32.008
21	22.879	34.189	36.736			227,4		9	22.976	34.501	30.388	19.149	1'47.014	227,8	15:12'19.022

71 M. REHM (1'46.387)

Lap	Seg.1	Seg.2	Seg.3	Seg.4	Lap Time	km/h	Local Time
1							
2	41.419	37.338	32.036	39.908	2'30.701P	163,1	15:03'12.271
3	54.021	35.466	30.792	19.570	2'19.849P	166,9	15:05'32.120
4	23.325	34.918	30.312	19.335	1'47.890	227,4	15:07'20.010
5	23.233	34.717	30.437	19.182	1'47.569	228,8	15:09'07.579
6	23.030	34.451	30.161	19.228	1'46.870	229,3	15:10'54.449
7	23.026	34.626	30.335	19.114	1'47.101	229,3	15:12'41.550
8	23.113	34.697	30.317	19.074	1'47.201	229,3	15:14'28.751
9	22.987	34.543	30.364	19.205	1'47.099	228,3	15:16'15.850
10	23.013	34.577	30.268	19.081	1'46.939	229,8	15:18'02.789
11	23.014	34.619	30.203	19.213	1'47.049	229,8	15:19'49.838
12	23.004	34.498	30.333	19.183	1'47.018	227,8	15:21'36.856
13	22.978	34.816	30.024	19.195	1'47.013	231,8	15:23'23.869
14	23.017	34.366	30.318	19.273	1'46.974	228,8	15:25'10.843
15	23.084	34.471	30.107	19.148	1'46.810	227,8	15:26'57.653
16	23.098	34.505	30.372	5'07.665	6'35.640P	227,8	15:33'33.293
17	40.032	36.094	31.947	19.792	2'07.865P	162,7	15:35'41.158
18	23.404	34.437	30.485	19.156	1'47.482	225,0	15:37'28.640
19	22.940	34.114	30.168	19.165	1'46.387	228,8	15:39'15.027
20	22.926	34.286	30.114	19.186	1'46.512	227,8	15:41'01.539
21	22.854	34.247	33.954	19.525	1'50.580	230,3	15:42'52.119
22	22.971	34.365	30.009	19.110	1'46.455	229,3	15:44'38.574
23	22.921	34.233	30.043	19.311	1'46.508	229,8	15:46'25.082

77 E. YEH (1'47.138)

Lap	Seg.1	Seg.2	Seg.3	Seg.4	Lap Time	km/h	Local Time
1							
2	40.662	36.519	32.021	20.089	2'09.291P	160,5	14:58'42.530
3	24.718	35.663	31.595	19.588	1'51.564	204,5	15:00'34.094
4	23.459	34.980	30.741	19.610	1'48.790	224,1	15:02'22.884
5	23.818	34.994	30.931	19.442	1'49.185	225,5	15:04'12.069
6	23.273	34.829	30.651	19.464	1'48.217	227,8	15:06'00.286
7	23.328	34.754	32.250	19.869	1'50.201	225,9	15:07'50.487
8	23.282	34.926	30.557	19.347	1'48.112	228,3	15:09'38.599
9	24.404	35.889	31.652	19.465	1'51.410	228,3	15:11'30.009
10	23.353	34.815	30.670	19.389	1'48.227	224,5	15:13'18.236
11	23.163	34.692	30.664	19.294	1'47.813	225,0	15:15'06.049
12	23.157	34.788	30.426	19.388	1'47.759	225,5	15:16'53.808
13	29.048	36.264	30.707	19.524	1'55.543	225,0	15:18'49.351
14	23.479	34.815	30.492	19.321	1'48.107	225,5	15:20'37.458
15	23.268	38.590	31.732	6'18.434	7'52.024P	225,5	15:28'29.482
16	42.490	37.712	32.865	20.412	2'13.479P	157,7	15:30'42.961
17	25.132	36.426	32.359	19.649	1'53.566	203,4	15:32'36.527
18	23.231	34.416	30.430	19.298	1'47.375	226,4	15:34'23.902
19	23.087	34.646	31.533	19.549	1'48.815	226,4	15:36'12.717
20	23.181	34.446	30.200	19.311	1'47.138	227,4	15:37'59.855
21	35.448	48.227	37.348	19.818	2'20.841	119,1	15:40'20.696
22	23.548	35.921	35.269			225,0	

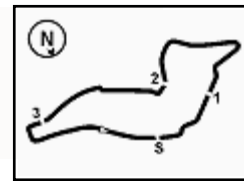
88 L. HODENIUS (1'46.388)

Lap	Seg.1	Seg.2	Seg.3	Seg.4	Lap Time	km/h	Local Time
1							
2	1'30.167	38.575	33.671	19.883	3'02.296P	126,8	14:59'45.605

30/05/2024

P = Pits In/Out - C = Lap Time Cancelled





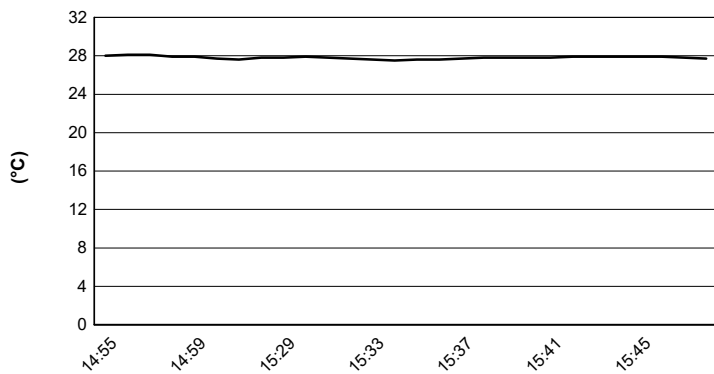
Imola Circuit 4.909 m

ACI Racing Weekend Imola, 1-2 Giugno 2024

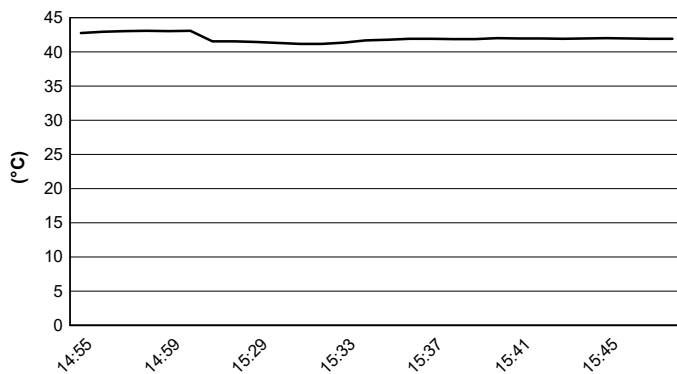
Italian F4 Championship - Weather Report Collective Test 2C

Session started 14:55 - Session ended 15:48

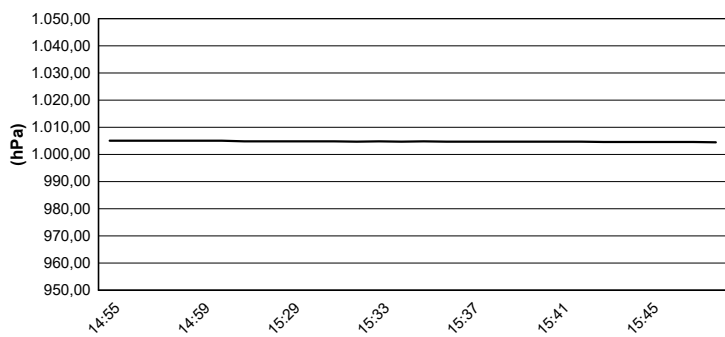
Air Temperature



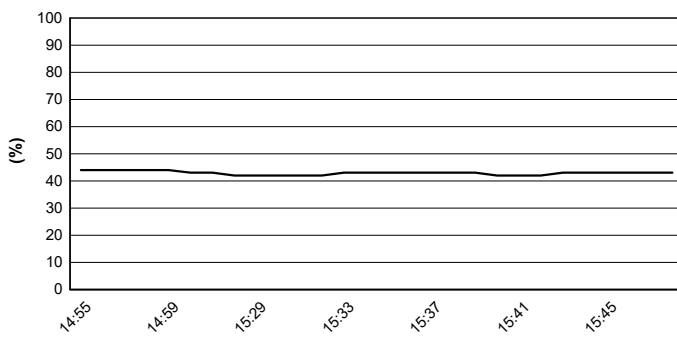
Track Temperature



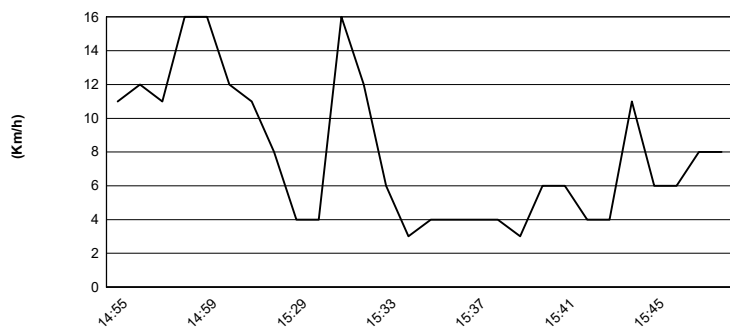
Air Pressure



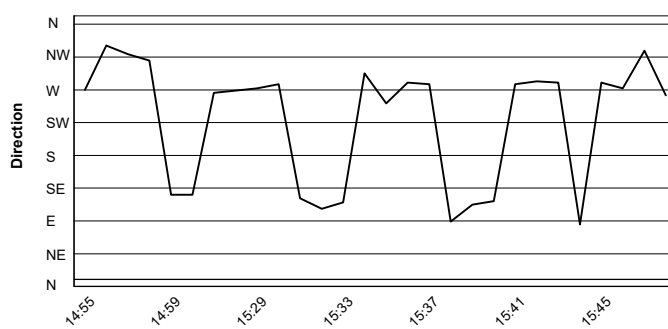
Humidity



Wind Speed



Wind Direction



30/05/2024

